

NEW OPEN STUDIO POLICIES FORM FOR ACCESSING THE STUDIO

You are invited to complete the new Open Studio Polices form, please follow these 2 easy steps.

STEP 1: Use Adobe Acrobat or Adobe Acrobat Reader to fill in this form. **If you already have either program, skip to STEP 2.** Get the **free** latest version of Adobe Acrobat Reader:

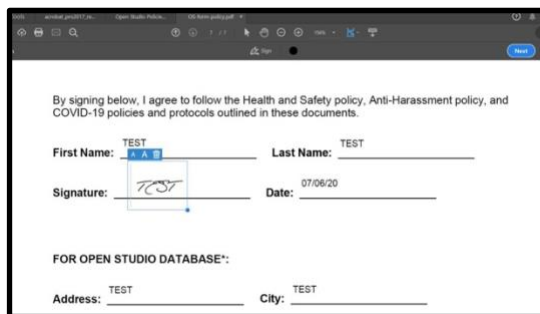
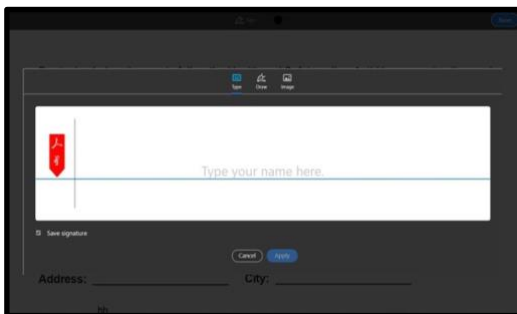
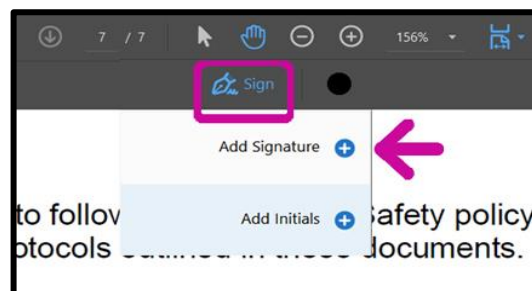
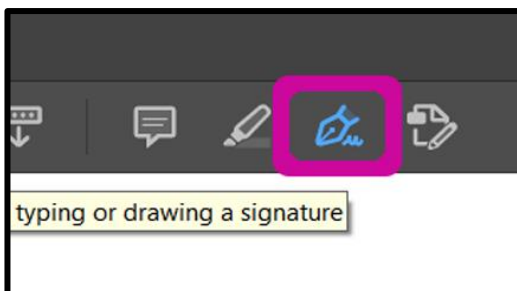
1) [Click to Download: Free Adobe Reader](#)

STEP 2: After you have Adobe Acrobat or Adobe Acrobat Reader installed, **please download the new Open Studio Policies Form and sign it. Click the SUBMIT FORM button at the end when you are done.**

IMPORTANT: Please **download** the form, **DO NOT** fill it out in the browser window. When you are filling out your downloaded form, make sure to click the **SUBMIT FORM** button at the end. The form will prompt you to submit the data via your preferred email provider (gmail/outlook/sympatico etc.). Click send on the email that's generated-- it will automatically default to send the form to forms@openstudio.ca.

HOW TO SIGN YOUR DOCUMENT (look for the pen nib icon)

1. Select the pen nib icon followed by the + symbol 'Add Signature'
2. Sign the form using one of the options: type, draw, image
3. Place the signature on the signature line



Please fill out the form above following the list of instructions. Thank you!

2) [Click to Access: New Open Studio Policies Form](#)